

## MV 120 Series



### Application

- Decoration of supply and exhaust vents of public, residential and industrial ventilation systems.
- Used for correct air flow distribution in premises.
- Wall or ceiling mounting.

### Design

- Made of quality and durable plastic.
- Multi-element structure. The internal part is fixed to the base with latches for easy cleaning without dismantling.
- Screw fixing.
- The grille has slanted vanes.

### Colour modifications



### Modifications

#### MV 120 - basic modification



- Wall or ceiling mounting.
- **MV 120 s** - model with a protecting insect screen.



#### MV 120 R - model with an air flow regulator (R)



- Equipped with a movable flap for air flow regulation.
- Air pass is regulated with a tilt wand or pull cords.
- **MV 120 Rs** - model with air flow regulator and a protecting insect screen.



#### MV 120 V - model with a round flange (V)



- Fitted with a round connecting flange for mounting with Ø125 mm air duct.
- Suitable for direct mounting with VENTS VKO 125 fan.
- **MV 120 Vs** - model with a round flange and a protecting insect screen.



### MV 120 VR - model with a round flange and air flow regulator (VR)



- Fitted with a round connecting flange for mounting with  $\varnothing 125$  mm air duct.
- Equipped with a movable flap for air flow regulation.
- Air pass is regulated with a tilt wand or pull cords.
- Suitable for direct mounting with VENTS VKO 125 fan.
- **MV 120 VRs** - model with a round flange, air flow regulator and a protecting insect screen.



### MV 120 VN - model with a flange with various diameters (VN)



- Fitted with a round connecting flange for mounting with  $\varnothing 100/110/120/130/150$  mm air duct.
- **MV 120 VNs** - model with a round flange with various diameters and a protecting insect screen.



### MV 120 VNR - model with a flange with various diameters and air flow regulator (VNR)



- Fitted with a round connecting flange for mounting with  $\varnothing 100/110/120/130/150$  mm air duct.
- Equipped with a movable flap for air flow regulation.
- Air pass is regulated with a tilt wand or pull cords.
- **MV 120 VNRs** - model with a round variable diameter flange, air flow regulator and a protecting insect screen.



### Overall dimensions

Model	Dimensions, mm					Air pass, m <sup>2</sup>	Fig. no.
	$\square B$	$\square H$	L	L1	D		
MV 120	186	142	15	-	-	0,0115	1, 2
MV 120 R	186	142	15	-	-	0,0062	1, 2
MV 120 V	186	142	15	45	125	0,0083	1, 3
MV 120 VR	186	142	15	45	125	0,0044	1, 3
MV 120 VN	186	142	15	115	100-150	0,009	1, 4
MV 120 VNR	186	142	15	115	100-150	0,0051	1, 4

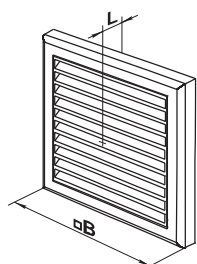


Fig. 1

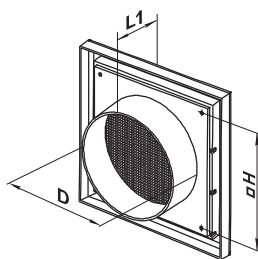
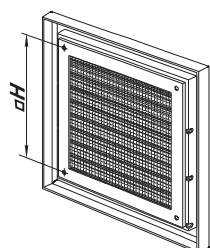


Fig. 3

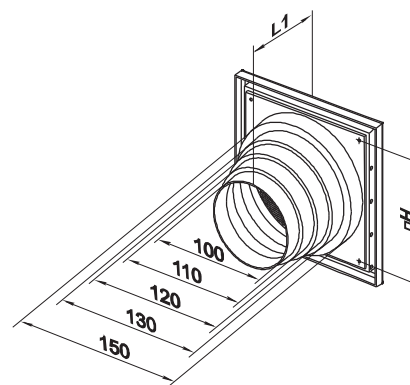


Fig. 4